


# SRC ONLINE ELECTIONS 2022/3

27 - 30 SEPTEMBER 2022

**Step by Step Guide on How to Vote.**  
The voter must:

1

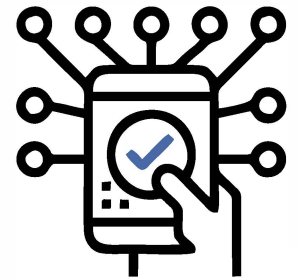
# Log on to your Student Portal.



2

# Follow the prompt to the SRC Elections page.

[CLICK HERE](#)



3

**Take your time to  
familiarize yourself  
with what the  
candidate stands for.**




4

**The details for each candidate will be loaded next to their name.**











5

**For voters  
registered in the  
Midlands, choose  
a maximum of  
7 candidates.**




6

**For voters  
registered in  
Durban, choose  
a maximum of  
8 candidates.**

7

**Before you submit  
your vote, you have  
an option to change  
your mind.**





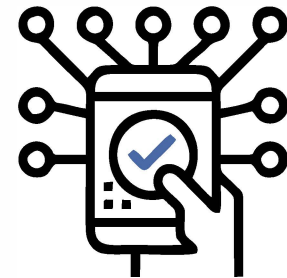

8

**You have only  
one opportunity  
to vote, after  
which the system  
will log you out**



9

# Once submitted, your vote is final.



10.

**Voting will be live for  
72hours and you can vote  
from any platform of your  
choice**

